

Signify Classified - Internal
Cooper Lighting Solutions Photometric Lab
1121 Highway 74 South
Peachtree City, GA 30269



Scaled data based on original data using
LM-79-2019 Approved Method: Electrical and Photometric Measurements of Solid-
State Lighting Products

Test Report Prepared for

Cooper Lighting Solutions

Brand: McGRAW-EDISON

Report Number: P640385

Luminaire Tested: GWS-SA5D-827-U-5WQ-W-GRSWH

Issue Date: 1/10/2023

Test Information

Test Method: LM-79-2019
Report Number: P640385
TEST IS SCALED FROM IESNA LM-79-08 TEST DATA (G2-2209-782-3)
Test Lab: COOPER LIGHTING SOLUTIONS
Issue Date: 1/10/2023
Manufacturer: COOPER LIGHTING SOLUTIONS
Product Line: McGRAW-EDISON
Catalog Number: GWS-SA5D-827-U-5WQ-W-GRSWH
Description: GALLEON WALL SLIM LUMINAIRE. (5) LIGHTSQUARES WITH 16 LEDS EACH AND TYPE V WIDE OPTICS W/ FACTORY INSTALLED GLARE SHIELD, WH
Light Source: (80) 2700K CCT, 80 CRI LEDS
Ballast/Driver: -

Summary

Lumens per Lamp: N/A
Luminaire Lumens: 18650.6 lumens
Efficiency: N/A
Efficacy: 91.2 lumens/watt
Luminous Opening: Rectangular (W 1.5' x L: 1' x H: 0')
IES Classification: Type V - Short
BUG Rating: B4 - U0 - G2

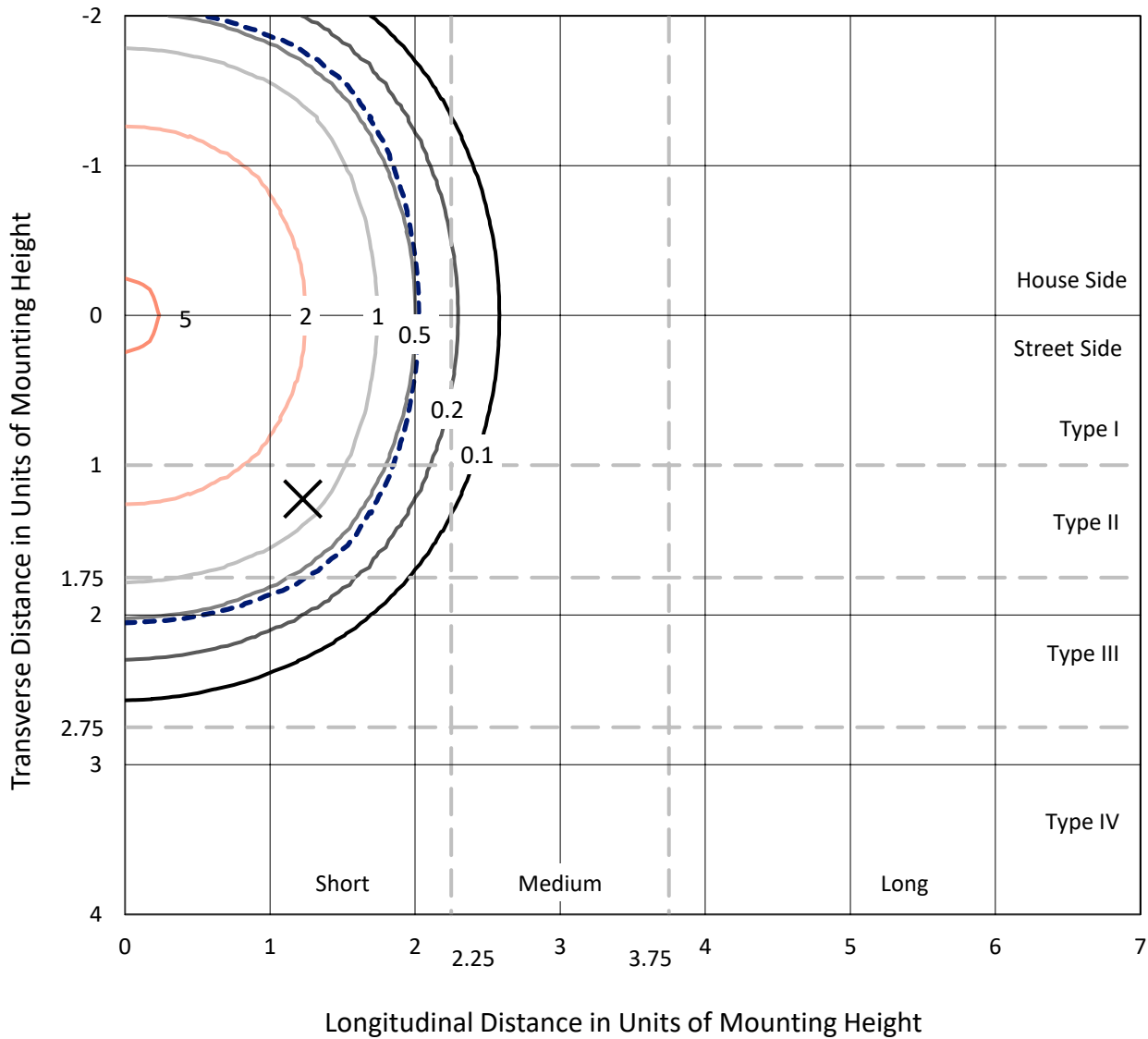
Input Watts (W): 204.6
Input Voltage (V): 120
Input Current (Ain): NR
Voltage Rise (V): NR
Power Factor: NR
Total Harmonic Distortion (THDi): NR
Frequency (hertz): 0
Stabilization Time: NR
Operation Time: NR
Ambient Temperature (°C): NR
Test Distance: 28.75 FT



REPORT NUMBER: P640385
 CATALOG NUMBER: GWS-SA5D-827-U-5WQ-W-GRSWH

Iso-Footcandle Lines of Horizontal Illumination

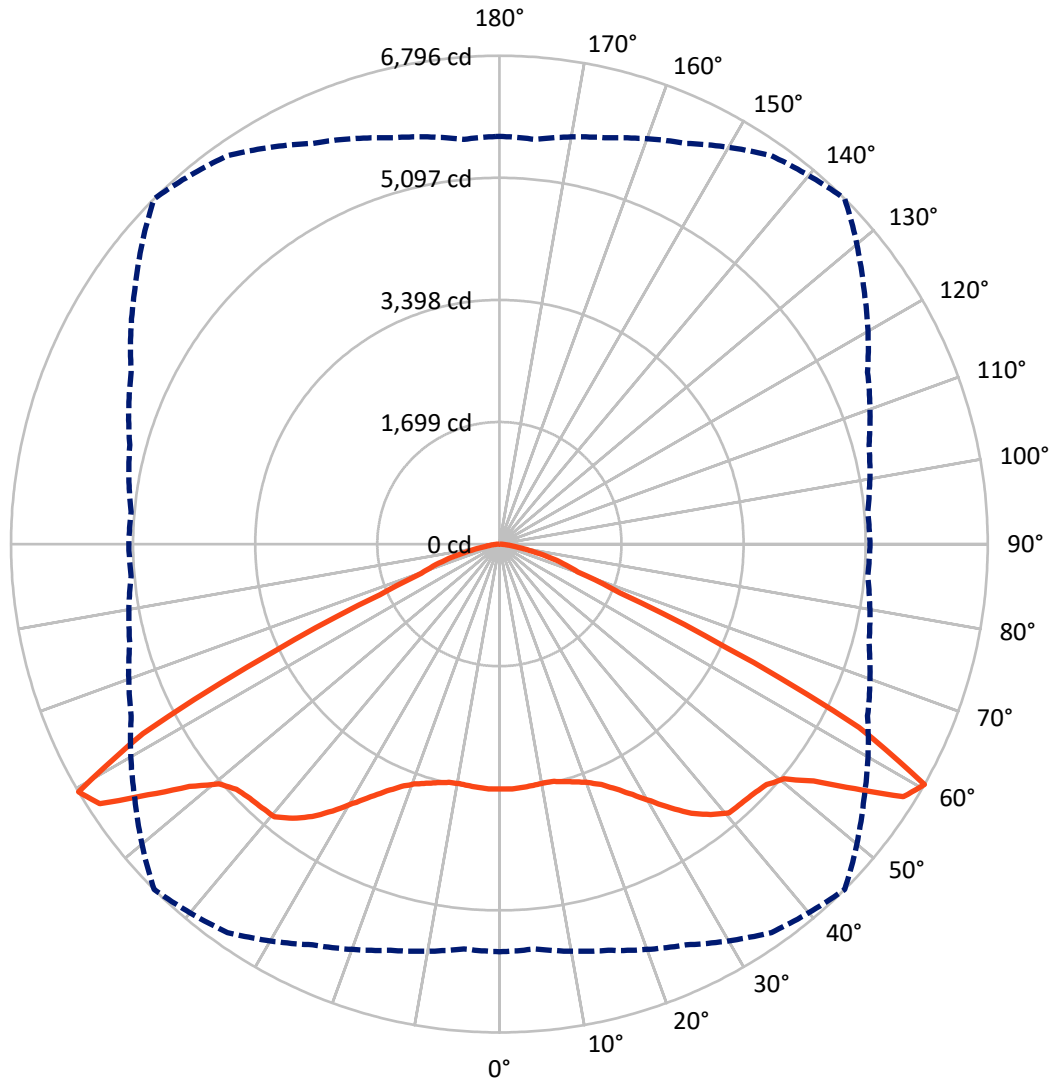
✕ Max cd
 - - - 1/2 Max cd



Based on 25 foot mounting height. Maximum calculated value = 5.5 fc
 Type V - Short - N/A

REPORT NUMBER: P640385
CATALOG NUMBER: GWS-SA5D-827-U-5WQ-W-GRSWH

Luminous Intensity Polar Plot



— Vertical Plane Through 45-Deg Lateral - - - Horizontal Cone Through 60-Deg Vertical

REPORT NUMBER: P640385

CATALOG NUMBER: GWS-SA5D-827-U-5WQ-W-GRSWH

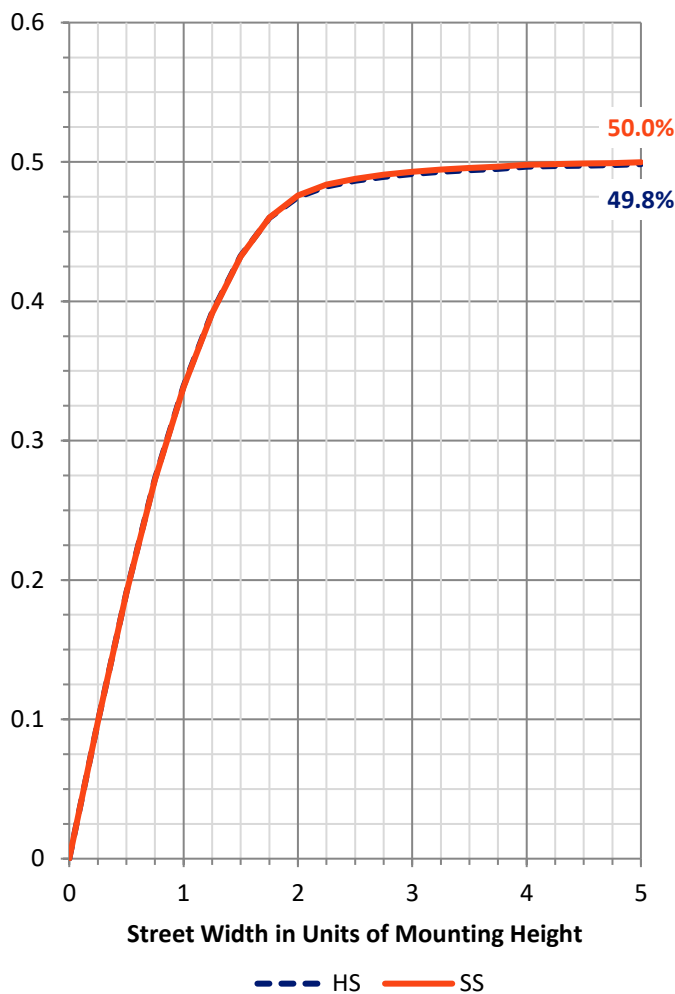
FLUX DISTRIBUTION:

| | | Downward | Upward | Total |
|--------------------|-----------|----------|--------|---------|
| House Side | Lumens | 9325.3 | 0.0 | 9325.3 |
| | % Fixture | 50.0 | 0.0 | 50.0 |
| Street Side | Lumens | 9325.3 | 0.0 | 9325.3 |
| | % Fixture | 50.0 | 0.0 | 50.0 |
| Total | Lumens | 18650.6 | 0.0 | 18650.6 |
| | % Fixture | 100.0 | 0.0 | 100.0 |

ZONAL LUMENS:

| Zone | Lumens | % Fixture |
|-----------|---------|-----------|
| 0°-10° | 323.2 | 1.7 |
| 10°-20° | 972.2 | 5.2 |
| 20°-30° | 1720.1 | 9.2 |
| 30°-40° | 2769.3 | 14.8 |
| 40°-50° | 3806.4 | 20.4 |
| 50°-60° | 5072.4 | 27.2 |
| 60°-70° | 3161.3 | 17.0 |
| 70°-80° | 727.0 | 3.9 |
| 80°-90° | 98.6 | 0.5 |
| 90°-100° | 0.0 | 0.0 |
| 100°-110° | 0.0 | 0.0 |
| 110°-120° | 0.0 | 0.0 |
| 120°-130° | 0.0 | 0.0 |
| 130°-140° | 0.0 | 0.0 |
| 140°-150° | 0.0 | 0.0 |
| 150°-160° | 0.0 | 0.0 |
| 160°-170° | 0.0 | 0.0 |
| 170°-180° | 0.0 | 0.0 |
| 0°-90° | 18650.6 | 100.0 |
| 0°-180° | 18650.6 | 100.0 |

Coefficient of Utilization



REPORT NUMBER: P640385

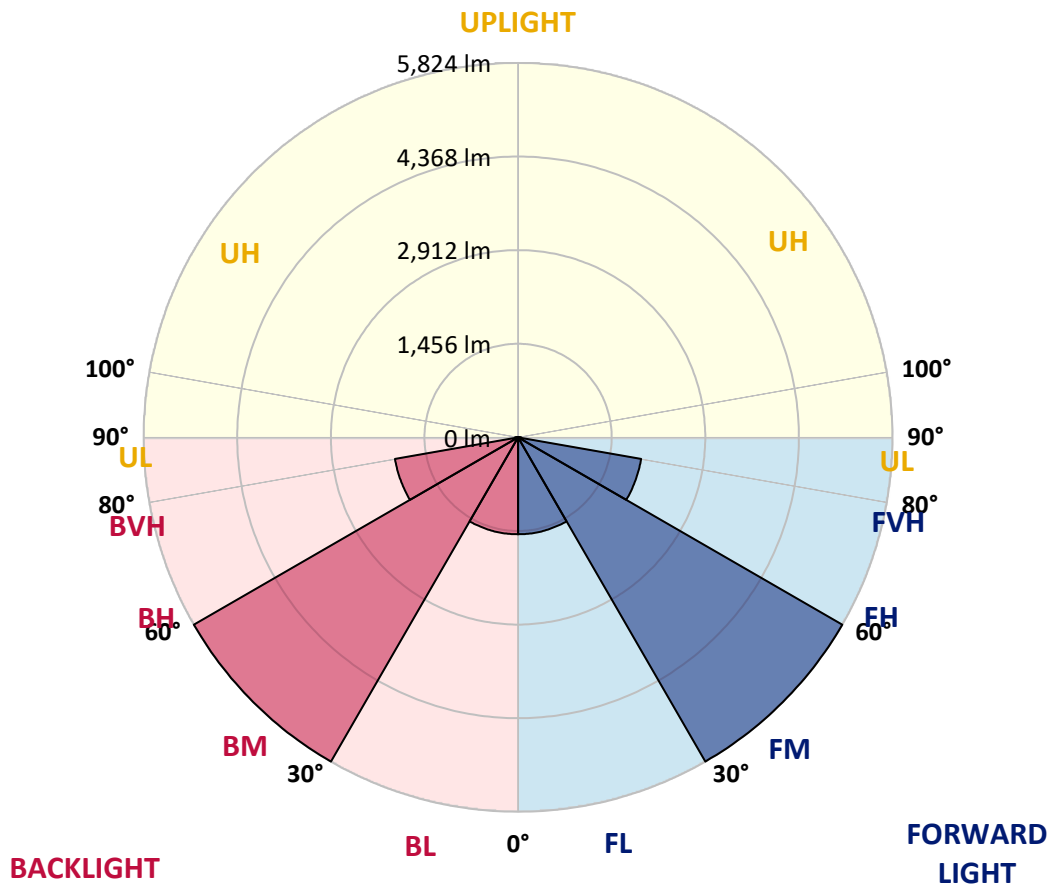
CATALOG NUMBER: GWS-SA5D-827-U-5WQ-W-GRSWH

LUMINAIRE CLASSIFICATION SYSTEM LUMEN TABLE AND BUG RATING:

| Zone | Lumens | % Fixture | Zone Rating/Lumen Limit | | |
|----------------|--------|-----------|-------------------------|------|---------|
| | | | B | U | G |
| FL (0°-30°) | 1507.8 | 8.1 | | | |
| FM (30°-60°) | 5824.1 | 31.2 | | | |
| FH (60°-80°) | 1944.2 | 10.4 | | | G2/5000 |
| FVH (80°-90°) | 49.3 | 0.3 | | | G1/100 |
| BL (0°-30°) | 1507.8 | 8.1 | B3/2500 | | |
| BM (30°-60°) | 5824.1 | 31.2 | B4/8500 | | |
| BH (60°-80°) | 1944.2 | 10.4 | B3/2500 | | G2/5000 |
| BVH (80°-90°) | 49.3 | 0.3 | | | G1/100 |
| UL (90°-100°) | 0.0 | 0.0 | | U0/0 | |
| UH (100°-180°) | 0.0 | 0.0 | | U0/0 | |

BUG Rating: B4-U0-G2

Type V Short





REPORT NUMBER: P640385

CATALOG NUMBER: GWS-SA5D-827-U-5WQ-W-GRSWH

CANDELA DISTRIBUTION (FULL):

| | 0° | 5° | 15° | 25° | 35° | 45° | 55° | 65° | 75° | 85° | 90° |
|-------|--------|--------|--------|--------|--------|--------|--------|--------|--------|--------|--------|
| 0° | 3408.4 | 3408.4 | 3408.4 | 3408.4 | 3408.4 | 3408.4 | 3408.4 | 3408.4 | 3408.4 | 3408.4 | 3408.4 |
| 2.5° | 3384.6 | 3387.8 | 3394.1 | 3398.9 | 3405.2 | 3411.5 | 3414.7 | 3408.4 | 3405.2 | 3392.5 | 3406.8 |
| 5° | 3387.8 | 3391.0 | 3395.7 | 3395.7 | 3397.3 | 3402.0 | 3402.0 | 3394.1 | 3386.2 | 3372.0 | 3387.8 |
| 7.5° | 3383.0 | 3386.2 | 3387.8 | 3386.2 | 3387.8 | 3389.4 | 3386.2 | 3376.7 | 3368.8 | 3356.1 | 3368.8 |
| 10° | 3375.1 | 3378.3 | 3381.5 | 3378.3 | 3375.1 | 3379.9 | 3379.9 | 3373.5 | 3368.8 | 3356.1 | 3370.4 |
| 12.5° | 3392.5 | 3397.3 | 3398.9 | 3391.0 | 3387.8 | 3389.4 | 3389.4 | 3383.0 | 3383.0 | 3372.0 | 3387.8 |
| 15° | 3433.7 | 3436.9 | 3432.1 | 3422.6 | 3424.2 | 3429.0 | 3417.9 | 3402.0 | 3398.9 | 3394.1 | 3406.8 |
| 17.5° | 3465.4 | 3468.5 | 3463.8 | 3457.4 | 3468.5 | 3479.6 | 3459.0 | 3429.0 | 3419.5 | 3416.3 | 3430.5 |
| 20° | 3500.2 | 3504.9 | 3498.6 | 3506.5 | 3528.7 | 3541.3 | 3516.0 | 3474.9 | 3455.9 | 3451.1 | 3468.5 |
| 22.5° | 3557.2 | 3563.5 | 3563.5 | 3580.9 | 3614.2 | 3634.8 | 3603.1 | 3547.7 | 3519.2 | 3511.3 | 3528.7 |
| 25° | 3647.4 | 3652.2 | 3656.9 | 3691.7 | 3745.6 | 3774.1 | 3723.4 | 3647.4 | 3607.8 | 3595.2 | 3604.7 |
| 27.5° | 3772.5 | 3780.4 | 3788.3 | 3839.0 | 3905.5 | 3946.6 | 3873.8 | 3778.8 | 3729.7 | 3704.4 | 3723.4 |
| 30° | 3921.3 | 3932.4 | 3951.4 | 4008.4 | 4101.8 | 4147.7 | 4054.3 | 3938.7 | 3883.3 | 3856.4 | 3881.7 |
| 32.5° | 4123.9 | 4125.5 | 4139.8 | 4203.1 | 4326.6 | 4378.8 | 4261.7 | 4133.4 | 4076.4 | 4044.8 | 4059.0 |
| 35° | 4364.6 | 4366.1 | 4344.0 | 4408.9 | 4541.9 | 4600.4 | 4462.7 | 4332.9 | 4285.4 | 4275.9 | 4312.3 |
| 37.5° | 4611.5 | 4597.3 | 4575.1 | 4603.6 | 4738.2 | 4776.2 | 4630.5 | 4519.7 | 4499.1 | 4516.5 | 4570.4 |
| 40° | 4787.2 | 4763.5 | 4719.2 | 4739.7 | 4875.9 | 4920.2 | 4765.1 | 4660.6 | 4654.3 | 4697.0 | 4761.9 |
| 42.5° | 4901.2 | 4875.9 | 4823.6 | 4823.6 | 4917.0 | 4936.0 | 4815.7 | 4760.3 | 4774.6 | 4823.6 | 4885.4 |
| 45° | 4956.6 | 4942.4 | 4912.3 | 4896.5 | 4948.7 | 4956.6 | 4864.8 | 4842.6 | 4869.6 | 4893.3 | 4940.8 |
| 47.5° | 4999.4 | 4999.4 | 4989.9 | 4974.0 | 4997.8 | 5002.5 | 4934.5 | 4928.1 | 4963.0 | 4963.0 | 4994.6 |
| 50° | 5075.4 | 5083.3 | 5095.9 | 5092.8 | 5118.1 | 5133.9 | 5083.3 | 5073.8 | 5088.0 | 5042.1 | 5057.9 |
| 52.5° | 5274.8 | 5295.4 | 5331.8 | 5360.3 | 5425.2 | 5474.3 | 5384.1 | 5308.1 | 5233.7 | 5132.3 | 5135.5 |
| 55° | 5632.6 | 5642.1 | 5713.3 | 5797.2 | 5906.5 | 6006.2 | 5821.0 | 5585.1 | 5423.6 | 5304.9 | 5306.5 |
| 57.5° | 5935.0 | 5949.2 | 6053.7 | 6229.4 | 6474.8 | 6629.9 | 6219.9 | 5825.7 | 5597.8 | 5452.1 | 5456.9 |
| 60° | 5673.8 | 5654.8 | 5852.6 | 6153.4 | 6598.3 | 6796.2 | 6191.4 | 5653.2 | 5325.5 | 5145.0 | 5157.7 |
| 62.5° | 4389.9 | 4353.5 | 4573.5 | 4888.5 | 5422.0 | 5619.9 | 5062.7 | 4546.6 | 4236.3 | 4095.4 | 4074.8 |
| 65° | 2672.2 | 2639.0 | 2797.3 | 2990.4 | 3351.4 | 3476.4 | 3221.6 | 2947.7 | 2677.0 | 2591.5 | 2567.8 |
| 67.5° | 1454.9 | 1450.1 | 1492.8 | 1587.8 | 1746.1 | 1804.7 | 1755.6 | 1625.8 | 1556.2 | 1496.0 | 1496.0 |
| 70° | 1154.1 | 1144.6 | 1136.7 | 1138.2 | 1152.5 | 1160.4 | 1162.0 | 1155.6 | 1163.6 | 1165.1 | 1158.8 |
| 72.5° | 956.2 | 953.0 | 937.2 | 938.8 | 932.4 | 929.3 | 940.3 | 946.7 | 959.3 | 960.9 | 960.9 |
| 75° | 693.4 | 685.5 | 693.4 | 695.0 | 688.6 | 688.6 | 696.6 | 695.0 | 701.3 | 704.5 | 687.1 |
| 77.5° | 394.2 | 394.2 | 405.3 | 417.9 | 427.4 | 427.4 | 435.3 | 435.3 | 443.3 | 441.7 | 438.5 |
| 80° | 216.9 | 216.9 | 223.2 | 231.1 | 240.6 | 250.1 | 258.0 | 259.6 | 264.4 | 262.8 | 258.0 |
| 82.5° | 123.5 | 125.1 | 128.2 | 133.0 | 142.5 | 150.4 | 158.3 | 159.9 | 164.6 | 164.6 | 159.9 |
| 85° | 58.6 | 57.0 | 58.6 | 61.7 | 66.5 | 72.8 | 80.7 | 85.5 | 88.7 | 88.7 | 85.5 |
| 87.5° | 11.1 | 12.7 | 11.1 | 12.7 | 14.2 | 19.0 | 22.2 | 25.3 | 30.1 | 31.7 | 28.5 |
| 90° | 0.0 | 0.0 | 0.0 | 0.0 | 0.0 | 0.0 | 0.0 | 0.0 | 0.0 | 0.0 | 0.0 |

Cooper Lighting Solutions Photometric Lab
1121 Highway 74 South
Peachtree City, GA 30269



LM-79-2019: Approved Method: Electrical and Photometric Measurements of Solid-State Lighting Products

Report Prepared for

Cooper Lighting Solutions

Invue

Report Number: SP1-2407-157-9

Test Date: 10/03/2024

Luminaire Tested: EMM2-HTN-SA1A-827-U-5WQ

Data applicable to all product families utilizing light square engine

Test Information

Test Method: LM-79-2019
 Report Number: SP1-2407-157-9
 Test Lab: COOPER LIGHTING SOLUTIONS
 Photometer: SP1 - 76IN SPHERE
 Measurement Geometry: 4π
 Issue Date: 10/03/2024
 Manufacturer: COOPER LIGHTING SOLUTIONS
 Product Line: Invue
 Catalog Number: **EMM2-HTN-SA1A-827-U-5WQ**
 Description: Epic Modern Light Square 40W 5WQ Optic

Spectral Parameters

CCT (K): 2764
 CIE u': 0.2591
 CIE v': 0.5290
 Duv: 0.0020
 CIE x: 0.4581
 CIE y: 0.4156
 CIE z: 0.1263
 Peak Wavelength (nm): 603
 Dominant Wavelength (nm): 583
 Purity: 62.2537
 Rf: 84.7
 Rg: 94.6

| | | | |
|-----------|------|------|------|
| CRI (Ra): | 80.9 | | |
| R1: | 78.8 | R9: | -1.5 |
| R2: | 89.9 | R10: | 77.9 |
| R3: | 96.2 | R11: | 78.9 |
| R4: | 79.1 | R12: | 71.6 |
| R5: | 79.1 | R13: | 81.2 |
| R6: | 88.8 | R14: | 98.5 |
| R7: | 81.3 | R15: | 69.9 |
| R8: | 54.3 | | |



Test Conditions

Stabilization Time: 81M
 Operation Time: 2H 21M
 Sphere Temperature (°C): 25.2

REPORT NUMBER: SP1-2407-157-9

| Measurement and Test Equipment | | | |
|--------------------------------|-----------------------|------------------|----------------------|
| Instrument | Identification Number | Calibration Date | Calibration Due Date |
| Photometer | IN0058 | 6/18/2024 | 12/18/2024 |
| Power Meter | INXT2011004 | 2/8/2024 | 2/8/2025 |
| AC Power Source | IN0063 | 10/24/2023 | 10/24/2024 |
| DC Power Source | IN0208 | 10/24/2023 | 10/24/2024 |
| Sphere Thermometer | IN0085 | 10/24/2023 | 10/24/2024 |
| Room Thermometer | IN0046 | 10/24/2023 | 10/24/2024 |

REPORT NUMBER: SP1-2407-157-9

CIE 1931 Chromaticity Diagram



CIE 1931 Chromaticity Diagram with 2017 ANSI 7-Step and 4-Step Quadrangles



Point lies inside the ANSI 2700K 4-step quadrangle

REPORT NUMBER: SP1-2407-157-9

Photopic Flux vs. Wavelength



Photopic Lumens: 4337.9

| λ (nm) | Power ($\mu\text{W}/\text{nm}$) | Lumens (ϕ/nm) | λ (nm) | Power ($\mu\text{W}/\text{nm}$) | Lumens (ϕ/nm) | λ (nm) | Power ($\mu\text{W}/\text{nm}$) | Lumens (ϕ/nm) | λ (nm) | Power ($\mu\text{W}/\text{nm}$) | Lumens (ϕ/nm) | λ (nm) | Power ($\mu\text{W}/\text{nm}$) | Lumens (ϕ/nm) |
|-------------------|--------------------------------------|--------------------------------|-------------------|--------------------------------------|--------------------------------|-------------------|--------------------------------------|--------------------------------|-------------------|--------------------------------------|--------------------------------|-------------------|--------------------------------------|--------------------------------|
| 360 | 0 | 0.0 | 490 | 18018 | 2.6 | 620 | 87426 | 22.8 | 750 | 2680 | 0.0 | 880 | 58 | 0.0 |
| 365 | 0 | 0.0 | 495 | 22295 | 3.9 | 625 | 83013 | 18.2 | 755 | 2287 | 0.0 | 885 | 46 | 0.0 |
| 370 | 0 | 0.0 | 500 | 26478 | 5.8 | 630 | 78077 | 14.1 | 760 | 1944 | 0.0 | 890 | 45 | 0.0 |
| 375 | 0 | 0.0 | 505 | 30524 | 8.5 | 635 | 72080 | 10.7 | 765 | 1653 | 0.0 | 895 | 41 | 0.0 |
| 380 | 0 | 0.0 | 510 | 33611 | 11.5 | 640 | 66249 | 7.9 | 770 | 1413 | 0.0 | 900 | 38 | 0.0 |
| 385 | 0 | 0.0 | 515 | 36490 | 15.2 | 645 | 59973 | 5.7 | 775 | 1198 | 0.0 | 905 | 33 | 0.0 |
| 390 | 0 | 0.0 | 520 | 38610 | 18.7 | 650 | 53972 | 3.9 | 780 | 1025 | 0.0 | 910 | 30 | 0.0 |
| 395 | 0 | 0.0 | 525 | 40511 | 21.9 | 655 | 48369 | 2.7 | 785 | 874 | 0.0 | 915 | 23 | 0.0 |
| 400 | 48 | 0.0 | 530 | 42223 | 24.9 | 660 | 42641 | 1.8 | 790 | 747 | 0.0 | 920 | 24 | 0.0 |
| 405 | 201 | 0.0 | 535 | 44137 | 27.6 | 665 | 37602 | 1.1 | 795 | 639 | 0.0 | 925 | 22 | 0.0 |
| 410 | 457 | 0.0 | 540 | 46032 | 30.0 | 670 | 32798 | 0.7 | 800 | 547 | 0.0 | 930 | 22 | 0.0 |
| 415 | 925 | 0.0 | 545 | 48553 | 32.5 | 675 | 28558 | 0.5 | 805 | 473 | 0.0 | 935 | 17 | 0.0 |
| 420 | 1816 | 0.0 | 550 | 51408 | 34.9 | 680 | 24782 | 0.3 | 810 | 401 | 0.0 | 940 | 13 | 0.0 |
| 425 | 3217 | 0.0 | 555 | 54711 | 37.4 | 685 | 21386 | 0.2 | 815 | 351 | 0.0 | 945 | 6 | 0.0 |
| 430 | 5520 | 0.0 | 560 | 58847 | 40.0 | 690 | 18413 | 0.1 | 820 | 307 | 0.0 | 950 | 10 | 0.0 |
| 435 | 9225 | 0.1 | 565 | 63386 | 42.4 | 695 | 15721 | 0.1 | 825 | 261 | 0.0 | 955 | 11 | 0.0 |
| 440 | 15522 | 0.2 | 570 | 68196 | 44.3 | 700 | 13432 | 0.0 | 830 | 228 | 0.0 | 960 | 8 | 0.0 |
| 445 | 27642 | 0.6 | 575 | 73613 | 46.0 | 705 | 11513 | 0.0 | 835 | 193 | 0.0 | 965 | 12 | 0.0 |
| 450 | 36602 | 0.9 | 580 | 79207 | 47.1 | 710 | 9780 | 0.0 | 840 | 174 | 0.0 | 970 | 3 | 0.0 |
| 455 | 28292 | 0.9 | 585 | 84248 | 47.0 | 715 | 8356 | 0.0 | 845 | 151 | 0.0 | 975 | 8 | 0.0 |
| 460 | 21166 | 0.9 | 590 | 88397 | 45.7 | 720 | 7161 | 0.0 | 850 | 123 | 0.0 | 980 | 2 | 0.0 |
| 465 | 19092 | 1.0 | 595 | 91428 | 43.4 | 725 | 6067 | 0.0 | 855 | 106 | 0.0 | 985 | 13 | 0.0 |
| 470 | 14951 | 0.9 | 600 | 93452 | 40.3 | 730 | 5164 | 0.0 | 860 | 95 | 0.0 | 990 | 16 | 0.0 |
| 475 | 12606 | 1.0 | 605 | 93959 | 36.4 | 735 | 4393 | 0.0 | 865 | 82 | 0.0 | 995 | 20 | 0.0 |
| 480 | 13323 | 1.3 | 610 | 93079 | 32.0 | 740 | 3694 | 0.0 | 870 | 77 | 0.0 | 1000 | 0 | 0.0 |
| 485 | 15164 | 1.8 | 615 | 90707 | 27.3 | 745 | 3157 | 0.0 | 875 | 65 | 0.0 | | | |

REPORT NUMBER: SP1-2407-157-9

Scotopic Flux vs. Wavelength



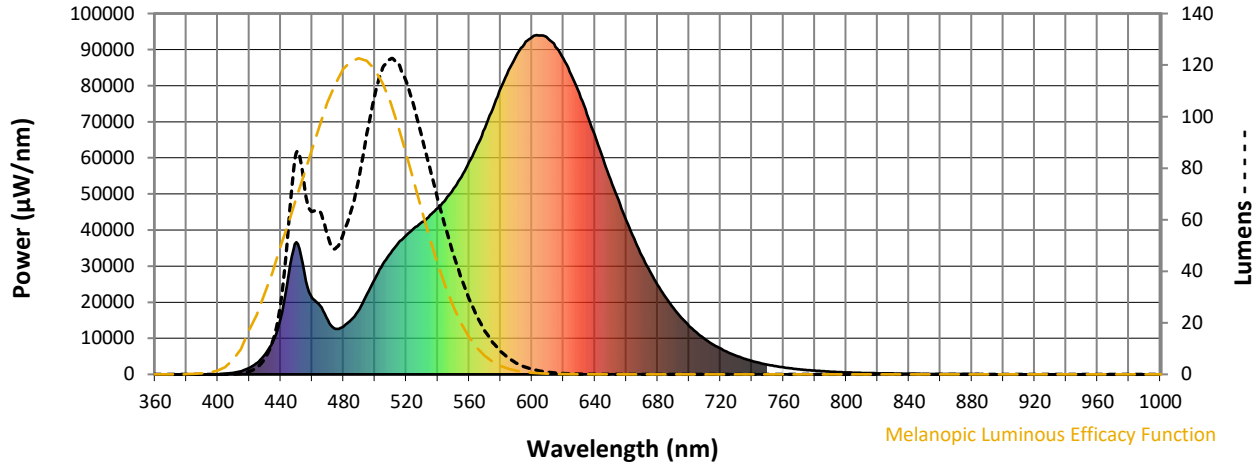
Scotopic Lumens: 5286.7

S/P: 1.22

| λ (nm) | Power (µW/nm) | Lumens (φ/nm) | λ (nm) | Power (µW/nm) | Lumens (φ/nm) | λ (nm) | Power (µW/nm) | Lumens (φ/nm) | λ (nm) | Power (µW/nm) | Lumens (φ/nm) | λ (nm) | Power (µW/nm) | Lumens (φ/nm) |
|--------|---------------|---------------|--------|---------------|---------------|--------|---------------|---------------|--------|---------------|---------------|--------|---------------|---------------|
| 360 | 0 | 0.0 | 490 | 18018 | 75.9 | 620 | 87426 | 0.4 | 750 | 2680 | 0.0 | 880 | 58 | 0.0 |
| 365 | 0 | 0.0 | 495 | 22295 | 93.2 | 625 | 83013 | 0.2 | 755 | 2287 | 0.0 | 885 | 46 | 0.0 |
| 370 | 0 | 0.0 | 500 | 26478 | 107.8 | 630 | 78077 | 0.1 | 760 | 1944 | 0.0 | 890 | 45 | 0.0 |
| 375 | 0 | 0.0 | 505 | 30524 | 118.7 | 635 | 72080 | 0.1 | 765 | 1653 | 0.0 | 895 | 41 | 0.0 |
| 380 | 0 | 0.0 | 510 | 33611 | 122.2 | 640 | 66249 | 0.1 | 770 | 1413 | 0.0 | 900 | 38 | 0.0 |
| 385 | 0 | 0.0 | 515 | 36490 | 120.8 | 645 | 59973 | 0.0 | 775 | 1198 | 0.0 | 905 | 33 | 0.0 |
| 390 | 0 | 0.0 | 520 | 38610 | 113.9 | 650 | 53972 | 0.0 | 780 | 1025 | 0.0 | 910 | 30 | 0.0 |
| 395 | 0 | 0.0 | 525 | 40511 | 104.1 | 655 | 48369 | 0.0 | 785 | 874 | 0.0 | 915 | 23 | 0.0 |
| 400 | 48 | 0.0 | 530 | 42223 | 92.4 | 660 | 42641 | 0.0 | 790 | 747 | 0.0 | 920 | 24 | 0.0 |
| 405 | 201 | 0.0 | 535 | 44137 | 80.5 | 665 | 37602 | 0.0 | 795 | 639 | 0.0 | 925 | 22 | 0.0 |
| 410 | 457 | 0.1 | 540 | 46032 | 68.2 | 670 | 32798 | 0.0 | 800 | 547 | 0.0 | 930 | 22 | 0.0 |
| 415 | 925 | 0.3 | 545 | 48553 | 57.1 | 675 | 28558 | 0.0 | 805 | 473 | 0.0 | 935 | 17 | 0.0 |
| 420 | 1816 | 1.1 | 550 | 51408 | 46.7 | 680 | 24782 | 0.0 | 810 | 401 | 0.0 | 940 | 13 | 0.0 |
| 425 | 3217 | 2.5 | 555 | 54711 | 37.4 | 685 | 21386 | 0.0 | 815 | 351 | 0.0 | 945 | 6 | 0.0 |
| 430 | 5520 | 5.9 | 560 | 58847 | 29.4 | 690 | 18413 | 0.0 | 820 | 307 | 0.0 | 950 | 10 | 0.0 |
| 435 | 9225 | 12.5 | 565 | 63386 | 22.5 | 695 | 15721 | 0.0 | 825 | 261 | 0.0 | 955 | 11 | 0.0 |
| 440 | 15522 | 26.3 | 570 | 68196 | 16.9 | 700 | 13432 | 0.0 | 830 | 228 | 0.0 | 960 | 8 | 0.0 |
| 445 | 27642 | 55.2 | 575 | 73613 | 12.4 | 705 | 11513 | 0.0 | 835 | 193 | 0.0 | 965 | 12 | 0.0 |
| 450 | 36602 | 85.4 | 580 | 79207 | 9.0 | 710 | 9780 | 0.0 | 840 | 174 | 0.0 | 970 | 3 | 0.0 |
| 455 | 28292 | 75.1 | 585 | 84248 | 6.3 | 715 | 8356 | 0.0 | 845 | 151 | 0.0 | 975 | 8 | 0.0 |
| 460 | 21166 | 63.2 | 590 | 88397 | 4.4 | 720 | 7161 | 0.0 | 850 | 123 | 0.0 | 980 | 2 | 0.0 |
| 465 | 19092 | 63.2 | 595 | 91428 | 3.0 | 725 | 6067 | 0.0 | 855 | 106 | 0.0 | 985 | 13 | 0.0 |
| 470 | 14951 | 54.2 | 600 | 93452 | 2.0 | 730 | 5164 | 0.0 | 860 | 95 | 0.0 | 990 | 16 | 0.0 |
| 475 | 12606 | 48.8 | 605 | 93959 | 1.3 | 735 | 4393 | 0.0 | 865 | 82 | 0.0 | 995 | 20 | 0.0 |
| 480 | 13323 | 54.2 | 610 | 93079 | 0.9 | 740 | 3694 | 0.0 | 870 | 77 | 0.0 | 1000 | 0 | 0.0 |
| 485 | 15164 | 63.3 | 615 | 90707 | 0.5 | 745 | 3157 | 0.0 | 875 | 65 | 0.0 | | | |

REPORT NUMBER: SP1-2407-157-9

Melanopic Flux vs. Wavelength



Melanopic Lumens: 9797

M/P: 2.26

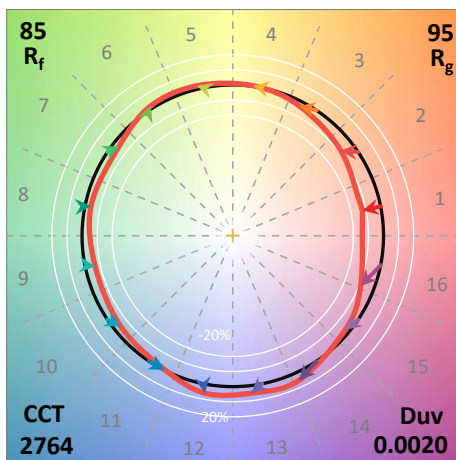
| λ (nm) | Power (µW/nm) | Lumens (φ/nm) | λ (nm) | Power (µW/nm) | Lumens (φ/nm) | λ (nm) | Power (µW/nm) | Lumens (φ/nm) | λ (nm) | Power (µW/nm) | Lumens (φ/nm) | λ (nm) | Power (µW/nm) | Lumens (φ/nm) |
|--------|---------------|---------------|--------|---------------|---------------|--------|---------------|---------------|--------|---------------|---------------|--------|---------------|---------------|
| 360 | 0 | 0.0 | 490 | 18018 | 27.7 | 620 | 87426 | 1.1 | 750 | 2680 | 0.0 | 880 | 58 | 0.0 |
| 365 | 0 | 0.0 | 495 | 22295 | 36.0 | 625 | 83013 | 0.7 | 755 | 2287 | 0.0 | 885 | 46 | 0.0 |
| 370 | 0 | 0.0 | 500 | 26478 | 44.2 | 630 | 78077 | 0.4 | 760 | 1944 | 0.0 | 890 | 45 | 0.0 |
| 375 | 0 | 0.0 | 505 | 30524 | 51.8 | 635 | 72080 | 0.3 | 765 | 1653 | 0.0 | 895 | 41 | 0.0 |
| 380 | 0 | 0.0 | 510 | 33611 | 57.0 | 640 | 66249 | 0.2 | 770 | 1413 | 0.0 | 900 | 38 | 0.0 |
| 385 | 0 | 0.0 | 515 | 36490 | 60.5 | 645 | 59973 | 0.1 | 775 | 1198 | 0.0 | 905 | 33 | 0.0 |
| 390 | 0 | 0.0 | 520 | 38610 | 61.4 | 650 | 53972 | 0.1 | 780 | 1025 | 0.0 | 910 | 30 | 0.0 |
| 395 | 0 | 0.0 | 525 | 40511 | 60.6 | 655 | 48369 | 0.0 | 785 | 874 | 0.0 | 915 | 23 | 0.0 |
| 400 | 48 | 0.0 | 530 | 42223 | 58.2 | 660 | 42641 | 0.0 | 790 | 747 | 0.0 | 920 | 24 | 0.0 |
| 405 | 201 | 0.0 | 535 | 44137 | 55.0 | 665 | 37602 | 0.0 | 795 | 639 | 0.0 | 925 | 22 | 0.0 |
| 410 | 457 | 0.0 | 540 | 46032 | 50.9 | 670 | 32798 | 0.0 | 800 | 547 | 0.0 | 930 | 22 | 0.0 |
| 415 | 925 | 0.1 | 545 | 48553 | 46.6 | 675 | 28558 | 0.0 | 805 | 473 | 0.0 | 935 | 17 | 0.0 |
| 420 | 1816 | 0.3 | 550 | 51408 | 42.0 | 680 | 24782 | 0.0 | 810 | 401 | 0.0 | 940 | 13 | 0.0 |
| 425 | 3217 | 0.8 | 555 | 54711 | 37.4 | 685 | 21386 | 0.0 | 815 | 351 | 0.0 | 945 | 6 | 0.0 |
| 430 | 5520 | 1.9 | 560 | 58847 | 32.9 | 690 | 18413 | 0.0 | 820 | 307 | 0.0 | 950 | 10 | 0.0 |
| 435 | 9225 | 4.1 | 565 | 63386 | 28.4 | 695 | 15721 | 0.0 | 825 | 261 | 0.0 | 955 | 11 | 0.0 |
| 440 | 15522 | 8.7 | 570 | 68196 | 24.1 | 700 | 13432 | 0.0 | 830 | 228 | 0.0 | 960 | 8 | 0.0 |
| 445 | 27642 | 18.5 | 575 | 73613 | 20.0 | 705 | 11513 | 0.0 | 835 | 193 | 0.0 | 965 | 12 | 0.0 |
| 450 | 36602 | 28.3 | 580 | 79207 | 16.3 | 710 | 9780 | 0.0 | 840 | 174 | 0.0 | 970 | 3 | 0.0 |
| 455 | 28292 | 24.7 | 585 | 84248 | 12.9 | 715 | 8356 | 0.0 | 845 | 151 | 0.0 | 975 | 8 | 0.0 |
| 460 | 21166 | 20.4 | 590 | 88397 | 9.8 | 720 | 7161 | 0.0 | 850 | 123 | 0.0 | 980 | 2 | 0.0 |
| 465 | 19092 | 20.1 | 595 | 91428 | 7.3 | 725 | 6067 | 0.0 | 855 | 106 | 0.0 | 985 | 13 | 0.0 |
| 470 | 14951 | 17.2 | 600 | 93452 | 5.3 | 730 | 5164 | 0.0 | 860 | 95 | 0.0 | 990 | 16 | 0.0 |
| 475 | 12606 | 15.7 | 605 | 93959 | 3.7 | 735 | 4393 | 0.0 | 865 | 82 | 0.0 | 995 | 20 | 0.0 |
| 480 | 13323 | 18.0 | 610 | 93079 | 2.5 | 740 | 3694 | 0.0 | 870 | 77 | 0.0 | 1000 | 0 | 0.0 |
| 485 | 15164 | 21.9 | 615 | 90707 | 1.7 | 745 | 3157 | 0.0 | 875 | 65 | 0.0 | | | |

Summary

$R_f = 84.7$
 $R_g = 94.6$
 CIE $R_a = 80.9$
 $R_9 = -1.5$



Color Vector Graphics

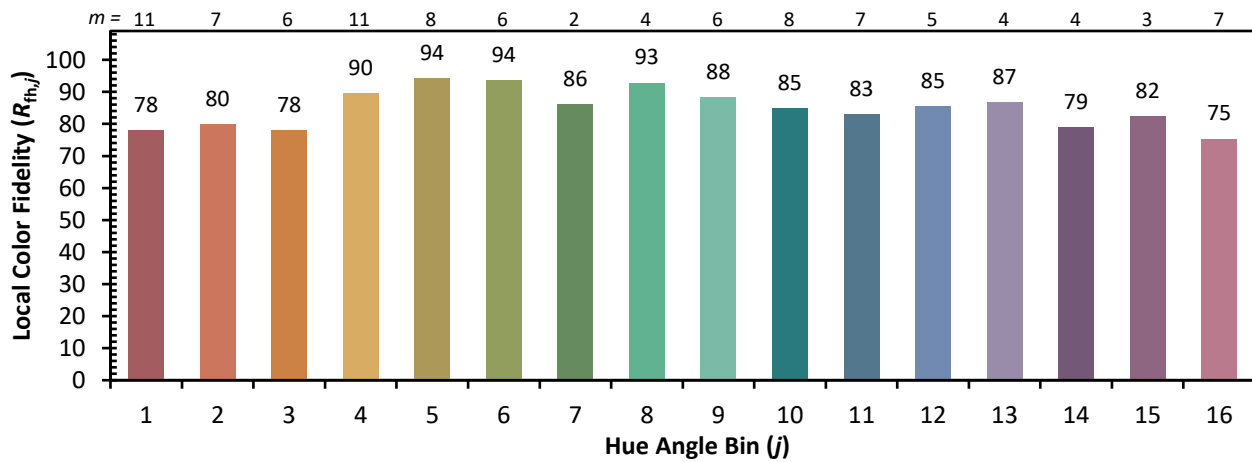
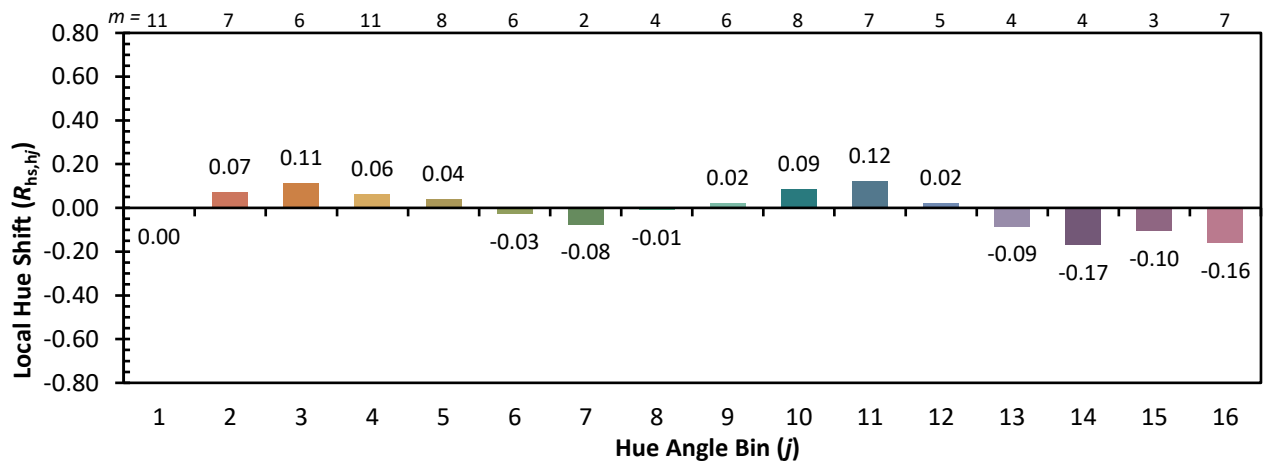
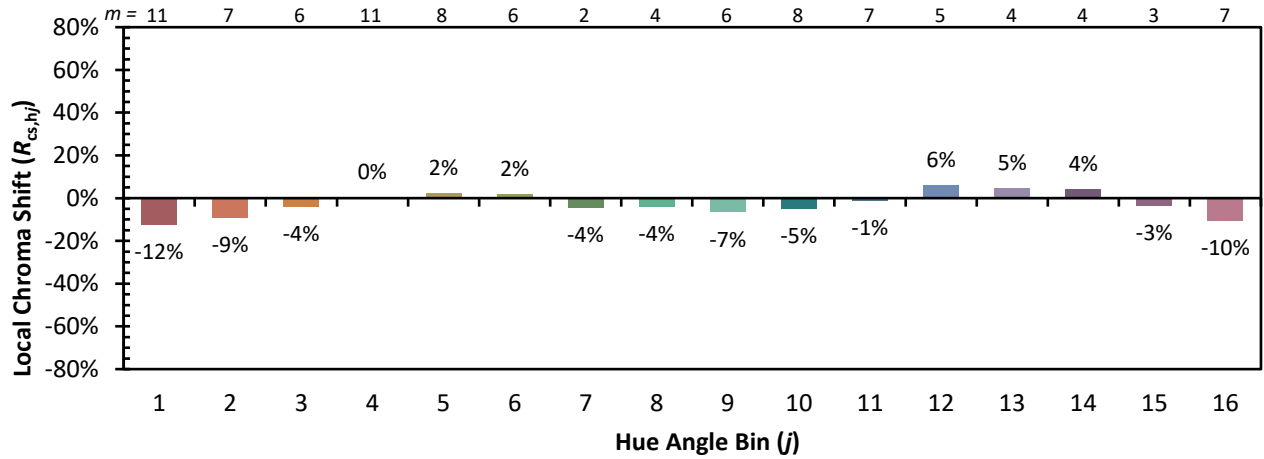


Individual Sample Fidelity Index ($R_{f,i}$)

| | | | |
|------------|------------|------------|------------|
| CES01 = 86 | CES26 = 84 | CES51 = 95 | CES76 = 81 |
| CES02 = 63 | CES27 = 95 | CES52 = 94 | CES77 = 84 |
| CES03 = 31 | CES28 = 94 | CES53 = 89 | CES78 = 81 |
| CES04 = 71 | CES29 = 87 | CES54 = 91 | CES79 = 89 |
| CES05 = 50 | CES30 = 94 | CES55 = 90 | CES80 = 89 |
| CES06 = 52 | CES31 = 89 | CES56 = 86 | CES81 = 69 |
| CES07 = 43 | CES32 = 82 | CES57 = 85 | CES82 = 96 |
| CES08 = 41 | CES33 = 91 | CES58 = 86 | CES83 = 93 |
| CES09 = 29 | CES34 = 92 | CES59 = 91 | CES84 = 92 |
| CES10 = 77 | CES35 = 96 | CES60 = 94 | CES85 = 76 |
| CES11 = 60 | CES36 = 90 | CES61 = 89 | CES86 = 65 |
| CES12 = 66 | CES37 = 96 | CES62 = 94 | CES87 = 84 |
| CES13 = 44 | CES38 = 98 | CES63 = 87 | CES88 = 86 |
| CES14 = 74 | CES39 = 98 | CES64 = 82 | CES89 = 73 |
| CES15 = 72 | CES40 = 95 | CES65 = 78 | CES90 = 88 |
| CES16 = 48 | CES41 = 96 | CES66 = 81 | CES91 = 82 |
| CES17 = 50 | CES42 = 97 | CES67 = 80 | CES92 = 64 |
| CES18 = 57 | CES43 = 91 | CES68 = 83 | CES93 = 78 |
| CES19 = 73 | CES44 = 99 | CES69 = 88 | CES94 = 59 |
| CES20 = 67 | CES45 = 93 | CES70 = 80 | CES95 = 74 |
| CES21 = 87 | CES46 = 89 | CES71 = 79 | CES96 = 83 |
| CES22 = 79 | CES47 = 92 | CES72 = 92 | CES97 = 88 |
| CES23 = 92 | CES48 = 83 | CES73 = 75 | CES98 = 83 |
| CES24 = 91 | CES49 = 90 | CES74 = 91 | CES99 = 74 |
| CES25 = 72 | CES50 = 94 | CES75 = 81 | |



Color Rendition by Hue-Angle Bin



Measure Comparisons



(END OF REPORT)